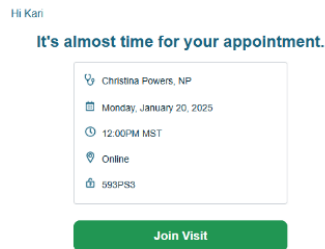


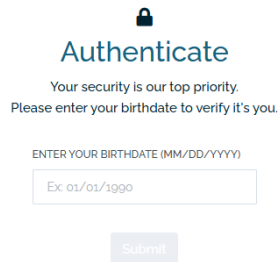


How to connect with your provider via Telehealth

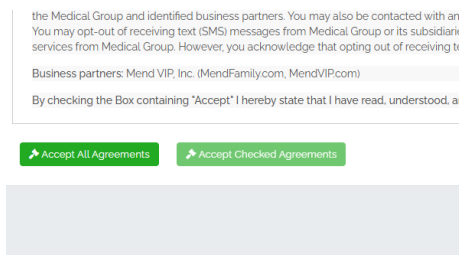
1. You will receive a reminder **text message and/or email** the day before your scheduled telehealth visit. This will contain a link to join your appointment.
2. Tap the link in your email or text message to proceed to the appointment.



3. You will be prompted to verify your Date of Birth (DOB) to confirm your identity. Enter the requested information accurately.



4. After verification, you will be asked to accept all agreements related to the telehealth visit. Please read and accept these terms to continue



5. Once the agreements are accepted, click on **“Ask to Join”** to enter the virtual waiting room.

